



Real life. Real answers.

239.597.1666
239.597.7725 Fax

www.NABOR.com
www.NaplesArea.com

1455 Pine Ridge Road
Naples, FL 34109



Overall Market Statistics By Price

	# Pending				# Closed				Median Closed Price (,000's)				Inventory		Average DOM	
	April 2010	April 2011	12-month ending 4/2010	12-month ending 4/2011	April 2010	April 2011	12-month ending 4/2010	12-month ending 4/2011	April 2010	April 2011	12-month ending 4/2010	12-month ending 4/2011	April 2010	April 2011	April 2010	April 2011
	\$0-\$300K	882	843	6,759	6,991	648	606	5,756	5,599	\$ 145	\$ 139	\$ 135	\$ 130	4,509	4,076	159
\$300K-\$500K	186	169	1,353	1,268	136	129	1,119	1,051	\$ 372	\$ 370	\$ 375	\$ 377	1,598	1,500	194	193
\$500K-\$1M	128	126	924	895	109	95	766	757	\$ 625	\$ 655	\$ 650	\$ 675	1,623	1,385	212	222
\$1M-\$2M	63	60	391	412	58	48	312	343	\$ 1,300	\$ 1,403	\$ 1,300	\$ 1,385	901	718	232	348
\$2M+	34	37	233	273	26	35	192	205	\$ 2,632	\$ 2,850	\$ 2,900	\$ 3,000	608	535	340	256
TOTAL	1,293	1,235	9,660	9,839	977	913	8,145	7,955	\$ 200	\$ 190	\$ 180	\$ 175	9,239	8,214	181	190
							Median > \$300K		\$ 550	\$ 585	\$ 525	\$ 553				

Overall Market Statistics By Area

	# Pending				# Closed				Median Closed Price (,000's)				Inventory		Average DOM	
	April 2010	April 2011	12-month ending 4/2010	12-month ending 4/2011	April 2010	April 2011	12-month ending 4/2010	12-month ending 4/2011	April 2010	April 2011	12-month ending 4/2010	12-month ending 4/2011	April 2010	April 2011	April 2010	April 2011
	Naples Beach	200	243	1,555	1,675	190	196	1,399	1,428	\$ 619	\$ 506	\$ 515	\$ 509	2,384	2,149	245
North Naples	319	344	2,518	2,526	265	233	2,151	2,062	\$ 240	\$ 229	\$ 240	\$ 226	2,388	2,110	157	178
Central Naples	289	224	1,970	1,996	184	161	1,608	1,610	\$ 128	\$ 130	\$ 120	\$ 120	1,503	1,301	170	171
South Naples	203	178	1,345	1,448	153	146	1,146	1,194	\$ 150	\$ 146	\$ 149	\$ 128	1,237	1,169	148	152
East Naples	272	220	2,166	2,039	175	160	1,746	1,541	\$ 155	\$ 155	\$ 145	\$ 149	1,558	1,316	190	194
Immokalee/Ave Maria	8	7	42	60	5	0	32	48	\$ 55	\$ 69	\$ 69	\$ 55	22	32	67	0
TOTAL	1,291	1,216	9,596	9,744	972	896	8,082	7,883	\$ 200	\$ 190	\$ 180	\$ 175	9,092	8,077	181	190

Legend

Geographic Location	USPS Zip Codes
Naples Beach:	34102, 34103, 34108
North Naples:	34109, 34110, 34119
Central Naples:	34104, 34105, 34116
South Naples:	34112, 34113
East Naples:	34114, 34117, 34120, 34137
Immokalee/Ave Maria:	34142

Calculations are based on property listings that exist within SunshineMLS. Only properties in Collier County, excluding Marco Island, are included. *Counts for breakdowns of available inventory for prior years are unavailable. **Median Sold Prices are unavailable for periods with zero sales reported. The median refers to the middle value in a set of statistical values that are arranged in ascending or descending order, in this case prices at which homes were actually sold. Data entry anomalies and non-Naples zip codes may result in minor discrepancies. However, these anomalies are statistically insignificant.

Single Family Homes are tabulated using properties with a building design of Single Family, Villa Detached, or Manufactured. Condo units are tabulated using properties with a building design of Low-Rise, Mid-Rise, High-Rise, or Villa Attached.



Real life. Real answers.

239.597.1666
239.597.7725 Fax

www.NABOR.com
www.NaplesArea.com

1455 Pine Ridge Road
Naples, FL 34109



Single Family Home Statistics By Price

	# Pending				# Closed				Median Closed Price (,000's)				Inventory		Average DOM	
	April 2010	April 2011	12-month ending 4/2010	12-month ending 4/2011	April 2010	April 2011	12-month ending 4/2010	12-month ending 4/2011	April 2010	April 2011	12-month ending 4/2010	12-month ending 4/2011	April 2010	April 2011	April 2010	April 2011
	\$0-\$300K	432	386	3,375	3,336	269	234	2,811	2,557	\$ 144	\$ 144	\$ 130	\$ 135	1,699	1,572	137
\$300K-\$500K	120	86	843	771	76	75	696	629	\$ 369	\$ 375	\$ 375	\$ 379	826	757	193	157
\$500K-\$1M	69	72	479	508	56	53	392	429	\$ 667	\$ 645	\$ 664	\$ 680	786	664	228	202
\$1M-\$2M	48	26	245	249	28	26	189	216	\$ 1,276	\$ 1,450	\$ 1,300	\$ 1,400	559	435	227	358
\$2M+	22	27	161	204	11	24	129	156	\$ 3,140	\$ 3,137	\$ 3,000	\$ 3,037	470	414	147	261
TOTAL	691	597	5,103	5,068	440	412	4,217	3,987	\$ 223	\$ 237	\$ 195	\$ 205	4,340	3,842	166	183

Single Family Home Statistics By Area

	# Pending				# Closed				Median Closed Price (,000's)				Inventory		Average DOM	
	April 2010	April 2011	12-month ending 4/2010	12-month ending 4/2011	April 2010	April 2011	12-month ending 4/2010	12-month ending 4/2011	April 2010	April 2011	12-month ending 4/2010	12-month ending 4/2011	April 2010	April 2011	April 2010	April 2011
	Naples Beach	91	87	647	696	60	68	561	577	\$ 724	\$ 630	\$ 565	\$ 650	900	755	215
North Naples	135	141	1,062	1,079	98	96	901	878	\$ 355	\$ 367	\$ 360	\$ 355	1,085	980	132	191
Central Naples	156	125	1,037	1,045	84	72	839	812	\$ 155	\$ 188	\$ 130	\$ 145	746	685	172	203
South Naples	92	65	604	618	63	54	508	498	\$ 225	\$ 186	\$ 189	\$ 164	505	496	135	152
East Naples	209	165	1,679	1,521	128	113	1,343	1,133	\$ 148	\$ 142	\$ 127	\$ 137	993	813	186	165
Immokalee/Ave Maria	6	7	36	52	4	0	29	42	\$ 50		\$ 69	\$ 55	16	27	41	0
TOTAL	689	590	5,065	5,011	437	403	4,181	3,940	\$ 222	\$ 235	\$ 195	\$ 205	4,245	3,756	167	185

Legend

Geographic Location	USPS Zip Codes
Naples Beach:	34102, 34103, 34108
North Naples:	34109, 34110, 34119
Central Naples:	34104, 34105, 34116
South Naples:	34112, 34113
East Naples:	34114, 34117, 34120, 34137
Immokalee/Ave Maria:	34142

Calculations are based on property listings that exist within SunshineMLS. Only properties in Collier County, excluding Marco Island, are included. *Counts for breakdowns of available inventory for prior years are unavailable. **Median Sold Prices are unavailable for periods with zero sales reported. The median refers to the middle value in a set of statistical values that are arranged in ascending or descending order, in this case prices at which homes were actually sold. Data entry anomalies and non-Naples zip codes may result in minor discrepancies. However, these anomalies are statistically insignificant.

Single Family Homes are tabulated using properties with a building design of Single Family, Villa Detached, or Manufactured. Condo units are tabulated using properties with a building design of Low-Rise, Mid-Rise, High-Rise, or Villa Attached.



Real life. Real answers.

239.597.1666
239.597.7725 Fax

www.NABOR.com
www.NaplesArea.com

1455 Pine Ridge Road
Naples, FL 34109



Condominium Statistics By Price

	# Pending				# Closed				Median Closed Price (,000's)				Inventory		Average DOM	
	April 2010	April 2011	12-month ending 4/2010	12-month ending 4/2011	April 2010	April 2011	12-month ending 4/2010	12-month ending 4/2011	April 2010	April 2011	12-month ending 4/2010	12-month ending 4/2011	April 2010	April 2011	April 2010	April 2011
\$0-\$300K	450	457	3,384	3,655	379	372	2,945	3,042	\$ 145	\$ 135	\$ 140	\$ 129	2,810	2,504	175	173
\$300K-\$500K	66	83	510	497	60	54	423	422	\$ 375	\$ 363	\$ 372	\$ 375	772	743	196	240
\$500K-\$1M	59	54	445	387	53	42	374	328	\$ 620	\$ 660	\$ 650	\$ 665	837	721	196	247
\$1M-\$2M	15	34	146	163	30	22	123	127	\$ 1,325	\$ 1,280	\$ 1,300	\$ 1,375	342	283	236	334
\$2M+	12	10	72	69	15	11	63	49	\$ 2,500	\$ 2,700	\$ 2,650	\$ 2,800	138	121	520	247
TOTAL	602	638	4,557	4,771	537	501	3,928	3,968	\$ 185	\$ 165	\$ 170	\$ 158	4,899	4,372	193	196

Condominium Statistics By Area

	# Pending				# Closed				Median Closed Price (,000's)				Inventory		Average DOM	
	April 2010	April 2011	12-month ending 4/2010	12-month ending 4/2011	April 2010	April 2011	12-month ending 4/2010	12-month ending 4/2011	April 2010	April 2011	12-month ending 4/2010	12-month ending 4/2011	April 2010	April 2011	April 2010	April 2011
Naples Beach	109	156	908	979	130	128	838	851	\$ 600	\$ 477	\$ 502	\$ 465	1,484	1,394	259	263
North Naples	184	203	1,456	1,447	167	137	1,250	1,184	\$ 170	\$ 155	\$ 165	\$ 155	1,303	1,130	172	168
Central Naples	133	99	933	951	100	89	769	798	\$ 121	\$ 112	\$ 110	\$ 105	757	616	168	146
South Naples	111	113	741	830	90	92	638	696	\$ 131	\$ 118	\$ 132	\$ 118	732	673	157	152
East Naples	63	55	487	518	47	47	403	408	\$ 219	\$ 187	\$ 207	\$ 184	565	503	199	259
Immokalee/Ave Maria	2	0	6	8	1	0	3	6	\$ 375		\$ 101	\$ 220	6	5	175	0
TOTAL	602	626	4,531	4,733	535	493	3,901	3,943	\$ 185	\$ 165	\$ 170	\$ 158	4,847	4,321	193	194

Legend

Geographic Location	USPS Zip Codes
Naples Beach:	34102, 34103, 34108
North Naples:	34109, 34110, 34119
Central Naples:	34104, 34105, 34116
South Naples:	34112, 34113
East Naples:	34114, 34117, 34120, 34137
Immokalee/Ave Maria:	34142

Calculations are based on property listings that exist within SunshineMLS. Only properties in Collier County, excluding Marco Island, are included. *Counts for breakdowns of available inventory for prior years are unavailable. **Median Sold Prices are unavailable for periods with zero sales reported.

The median refers to the middle value in a set of statistical values that are arranged in ascending or descending order, in this case prices at which homes were actually sold. Data entry anomalies and non-Naples zip codes may result in minor discrepancies. However, these anomalies are statistically insignificant.

Single Family Homes are tabulated using properties with a building design of Single Family, Villa Detached, or Manufactured. Condo units are tabulated using properties with a building design of Low-Rise, Mid-Rise, High-Rise, or Villa Attached.

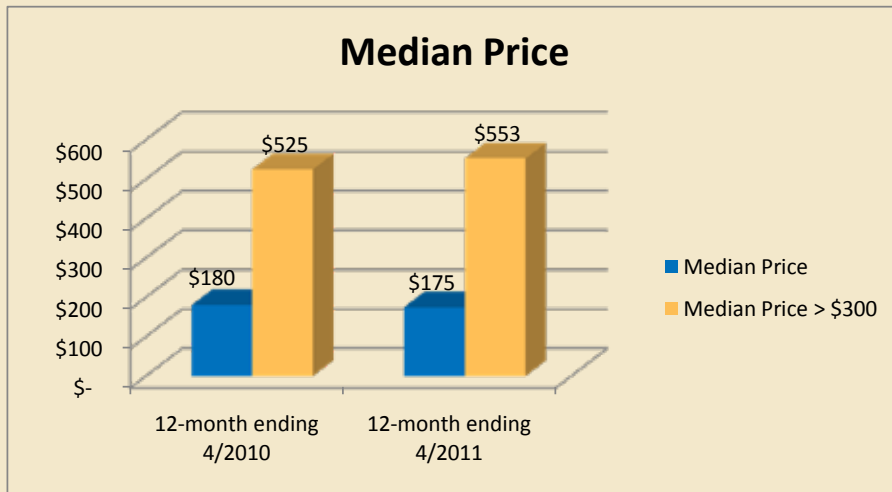
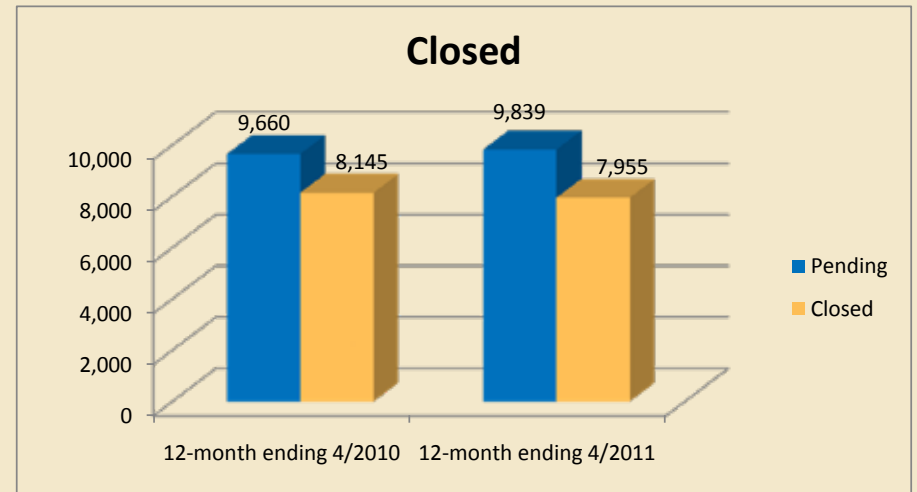
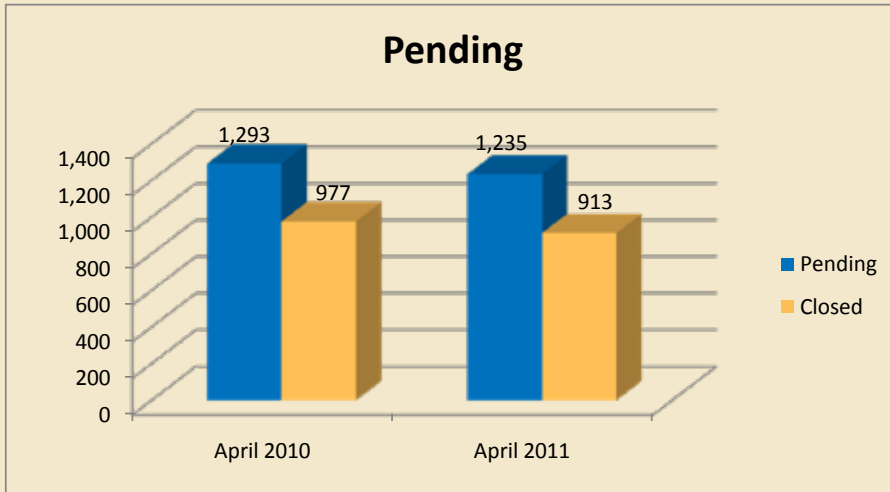


Real life. Real answers.

239.597.1666
239.597.7725 Fax

www.NABOR.com
www.NaplesArea.com

1455 Pine Ridge Road
Naples, FL 34109



Overall

Calculations are based on property listings that exist within SunshineMLS. Only properties in Collier County, excluding Marco Island, are included.