



Real life. Real answers.

239.597.1666
239.597.7725 Fax

www.NABOR.com
www.NaplesArea.com

1455 Pine Ridge Road
Naples, FL 34109



Overall Market Statistics By Price

	# Pending				# Closed				Median Closed Price (,000's)				Inventory		Average DOM		
	June 2010	June 2011	12-month ending 6/2010	12-month ending 6/2011	June 2010	June 2011	12-month ending 6/2010	12-month ending 6/2011	June 2010	June 2011	12-month ending 6/2010	12-month ending 6/2011	June 2010	June 2011	June 2010	June 2011	
	\$0-\$300K	633	607	6,475	7,043	524	479	5,786	5,613	\$ 137	\$ 134	\$ 137	\$ 130	4,569	3,638	148	168
\$300K-\$500K	104	105	1,353	1,297	120	125	1,153	1,083	\$ 362	\$ 375	\$ 375	\$ 380	1,513	1,330	196	198	
\$500K-\$1M	67	80	905	910	83	86	790	779	\$ 677	\$ 636	\$ 650	\$ 675	1,452	1,230	259	211	
\$1M-\$2M	29	26	392	420	34	41	329	356	\$ 1,395	\$ 1,295	\$ 1,300	\$ 1,375	774	591	327	255	
\$2M+	14	28	239	280	22	20	203	211	\$ 2,564	\$ 3,050	\$ 2,825	\$ 3,025	537	419	283	263	
TOTAL	847	846	9,364	9,950	783	751	8,261	8,042	\$ 200	\$ 203	\$ 185	\$ 175	8,845	7,208	181	187	
									Median > \$300K	\$ 540	\$ 543	\$ 530	\$ 551				

Overall Market Statistics By Area

	# Pending				# Closed				Median Closed Price (,000's)				Inventory		Average DOM	
	June 2010	June 2011	12-month ending 6/2010	12-month ending 6/2011	June 2010	June 2011	12-month ending 6/2010	12-month ending 6/2011	June 2010	June 2011	12-month ending 6/2010	12-month ending 6/2011	June 2010	June 2011	June 2010	June 2011
	Naples Beach	119	134	1,505	1,726	136	155	1,421	1,503	\$ 580	\$ 525	\$ 525	\$ 509	2,154	1,797	237
North Naples	236	235	2,452	2,557	212	197	2,195	2,089	\$ 280	\$ 272	\$ 245	\$ 225	2,277	1,868	197	188
Central Naples	190	176	1,920	2,000	170	143	1,630	1,601	\$ 125	\$ 127	\$ 121	\$ 120	1,502	1,128	167	163
South Naples	99	112	1,340	1,457	116	109	1,207	1,192	\$ 144	\$ 130	\$ 150	\$ 122	1,204	1,059	163	178
East Naples	189	182	2,031	2,058	138	141	1,711	1,527	\$ 155	\$ 161	\$ 147	\$ 150	1,537	1,192	140	184
Immokalee/Ave Maria	8	0	52	53	9	4	41	44	\$ 57	\$ 59	\$ 68	\$ 55	28	33	115	130
TOTAL	841	839	9,300	9,851	781	749	8,205	7,956	\$ 200	\$ 198	\$ 184	\$ 175	8,702	7,077	181	186

Legend

Geographic Location	USPS Zip Codes
Naples Beach:	34102, 34103, 34108
North Naples:	34109, 34110, 34119
Central Naples:	34104, 34105, 34116
South Naples:	34112, 34113
East Naples:	34114, 34117, 34120, 34137
Immokalee/Ave Maria:	34142

Calculations are based on property listings that exist within SunshineMLS. Only properties in Collier County, excluding Marco Island, are included. *Counts for breakdowns of available inventory for prior years are unavailable. **Median Sold Prices are unavailable for periods with zero sales reported. The median refers to the middle value in a set of statistical values that are arranged in ascending or descending order, in this case prices at which homes were actually sold. Data entry anomalies and non-Naples zip codes may result in minor discrepancies. However, these anomalies are statistically insignificant.

Single Family Homes are tabulated using properties with a building design of Single Family, Villa Detached, or Manufactured. Condo units are tabulated using properties with a building design of Low-Rise, Mid-Rise, High-Rise, or Villa Attached.



Real life. Real answers.

239.597.1666
239.597.7725 Fax

www.NABOR.com
www.NaplesArea.com

1455 Pine Ridge Road
Naples, FL 34109



Single Family Home Statistics By Price

	# Pending				# Closed				Median Closed Price (,000's)				Inventory		Average DOM	
	June 2010	June 2011	12-month ending 6/2010	12-month ending 6/2011	June 2010	June 2011	12-month ending 6/2010	12-month ending 6/2011	June 2010	June 2011	12-month ending 6/2010	12-month ending 6/2011	June 2010	June 2011	June 2010	June 2011
	\$0-\$300K	323	333	3,151	3,375	258	207	2,761	2,523	\$ 140	\$ 135	\$ 132	\$ 135	1,782	1,394	132
\$300K-\$500K	72	65	831	784	80	78	718	644	\$ 371	\$ 375	\$ 375	\$ 380	796	680	204	149
\$500K-\$1M	44	41	480	507	56	47	420	433	\$ 685	\$ 630	\$ 661	\$ 675	719	616	249	174
\$1M-\$2M	21	18	253	246	20	24	202	207	\$ 1,405	\$ 1,237	\$ 1,300	\$ 1,400	499	379	378	267
\$2M+	11	22	166	215	13	14	132	166	\$ 2,534	\$ 3,225	\$ 2,950	\$ 3,150	410	321	309	297
TOTAL	471	479	4,881	5,127	427	370	4,233	3,973	\$ 236	\$ 249	\$ 200	\$ 210	4,206	3,390	182	171

Single Family Home Statistics By Area

	# Pending				# Closed				Median Closed Price (,000's)				Inventory		Average DOM	
	June 2010	June 2011	12-month ending 6/2010	12-month ending 6/2011	June 2010	June 2011	12-month ending 6/2010	12-month ending 6/2011	June 2010	June 2011	12-month ending 6/2010	12-month ending 6/2011	June 2010	June 2011	June 2010	June 2011
	Naples Beach	60	56	627	702	64	59	567	592	\$ 676	\$ 750	\$ 600	\$ 640	808	643	241
North Naples	94	103	1,032	1,081	107	82	949	869	\$ 350	\$ 365	\$ 360	\$ 352	1,019	891	204	172
Central Naples	106	107	996	1,060	83	75	827	812	\$ 147	\$ 184	\$ 135	\$ 146	784	579	165	145
South Naples	53	58	594	634	59	49	525	493	\$ 212	\$ 197	\$ 194	\$ 160	472	443	192	155
East Naples	146	150	1,547	1,543	105	101	1,296	1,115	\$ 137	\$ 142	\$ 130	\$ 139	1,015	725	134	184
Immokalee/Ave Maria	8	0	44	48	8	4	36	41	\$ 59	\$ 59	\$ 65	\$ 55	18	29	125	130
TOTAL	467	474	4,840	5,068	426	370	4,200	3,922	\$ 233	\$ 245	\$ 200	\$ 209	4,116	3,310	182	171

Legend

Geographic Location	USPS Zip Codes
Naples Beach:	34102, 34103, 34108
North Naples:	34109, 34110, 34119
Central Naples:	34104, 34105, 34116
South Naples:	34112, 34113
East Naples:	34114, 34117, 34120, 34137
Immokalee/Ave Maria:	34142

Calculations are based on property listings that exist within SunshineMLS. Only properties in Collier County, excluding Marco Island, are included. *Counts for breakdowns of available inventory for prior years are unavailable. **Median Sold Prices are unavailable for periods with zero sales reported. The median refers to the middle value in a set of statistical values that are arranged in ascending or descending order, in this case prices at which homes were actually sold. Data entry anomalies and non-Naples zip codes may result in minor discrepancies. However, these anomalies are statistically insignificant.

Single Family Homes are tabulated using properties with a building design of Single Family, Villa Detached, or Manufactured. Condo units are tabulated using properties with a building design of Low-Rise, Mid-Rise, High-Rise, or Villa Attached.



Real life. Real answers.

239.597.1666
239.597.7725 Fax

www.NABOR.com
www.NaplesArea.com

1455 Pine Ridge Road
Naples, FL 34109



Condominium Statistics By Price

	# Pending				# Closed				Median Closed Price (,000's)				Inventory		Average DOM	
			12-month ending 6/2010	12-month ending 6/2011			12-month ending 6/2010	12-month ending 6/2011			12-month ending 6/2010	12-month ending 6/2011				
	June 2010	June 2011			June 2010	June 2011			June 2010	June 2011			June 2010	June 2011	June 2010	June 2011
\$0-\$300K	310	274	3,324	3,668	266	272	3,025	3,090	\$ 135	\$ 132	\$ 140	\$ 127	2,787	2,244	163	176
\$300K-\$500K	32	40	522	513	40	47	435	439	\$ 356	\$ 370	\$ 375	\$ 375	717	650	182	274
\$500K-\$1M	23	39	425	403	27	39	370	346	\$ 650	\$ 645	\$ 645	\$ 670	733	614	278	263
\$1M-\$2M	8	8	139	174	14	17	127	149	\$ 1,390	\$ 1,300	\$ 1,325	\$ 1,350	275	212	217	239
\$2M+	3	6	73	65	9	6	71	45	\$ 2,700	\$ 2,712	\$ 2,700	\$ 2,686	127	98	258	190
TOTAL	376	367	4,483	4,823	356	381	4,028	4,069	\$ 165	\$ 165	\$ 170	\$ 159	4,639	3,818	180	202

Condominium Statistics By Area

	# Pending				# Closed				Median Closed Price (,000's)				Inventory		Average DOM	
			12-month ending 6/2010	12-month ending 6/2011			12-month ending 6/2010	12-month ending 6/2011			12-month ending 6/2010	12-month ending 6/2011				
	June 2010	June 2011			June 2010	June 2011			June 2010	June 2011			June 2010	June 2011	June 2010	June 2011
Naples Beach	59	78	878	1,024	72	96	854	911	\$ 550	\$ 462	\$ 502	\$ 460	1,346	1,154	233	226
North Naples	142	132	1,420	1,476	105	115	1,246	1,220	\$ 174	\$ 165	\$ 166	\$ 155	1,258	977	189	199
Central Naples	84	69	924	940	87	68	803	789	\$ 115	\$ 119	\$ 111	\$ 105	718	549	170	182
South Naples	46	54	746	823	57	60	682	699	\$ 132	\$ 100	\$ 135	\$ 112	732	616	134	198
East Naples	43	32	484	515	33	40	415	412	\$ 195	\$ 194	\$ 201	\$ 186	522	467	156	185
Immokalee/Ave Maria	0	0	8	5	1	0	5	3	\$ 22		\$ 98	\$ 290	10	4	35	0
TOTAL	374	365	4,460	4,783	355	379	4,005	4,034	\$ 165	\$ 165	\$ 170	\$ 158	4,586	3,767	181	201

Legend

Geographic Location	USPS Zip Codes
Naples Beach:	34102, 34103, 34108
North Naples:	34109, 34110, 34119
Central Naples:	34104, 34105, 34116
South Naples:	34112, 34113
East Naples:	34114, 34117, 34120, 34137
Immokalee/Ave Maria:	34142

Calculations are based on property listings that exist within SunshineMLS. Only properties in Collier County, excluding Marco Island, are included. *Counts for breakdowns of available inventory for prior years are unavailable. **Median Sold Prices are unavailable for periods with zero sales reported.

The median refers to the middle value in a set of statistical values that are arranged in ascending or descending order, in this case prices at which homes were actually sold. Data entry anomalies and non-Naples zip codes may result in minor discrepancies. However, these anomalies are statistically insignificant.

Single Family Homes are tabulated using properties with a building design of Single Family, Villa Detached, or Manufactured. Condo units are tabulated using properties with a building design of Low-Rise, Mid-Rise, High-Rise, or Villa Attached.

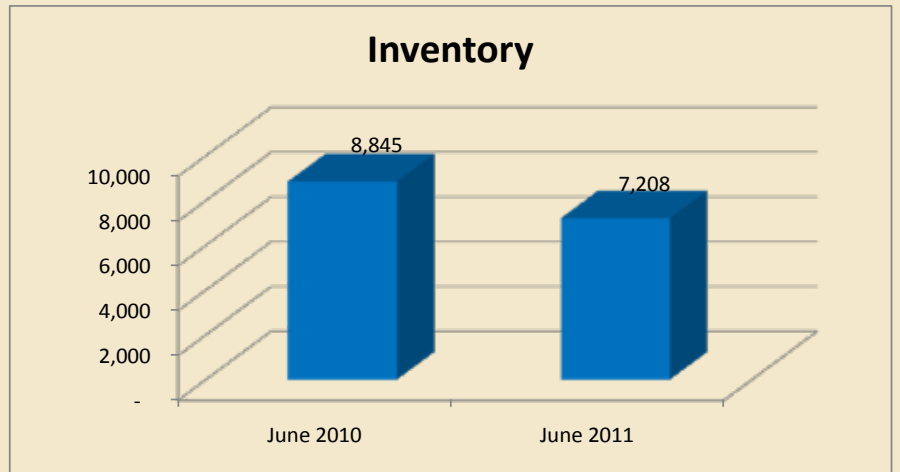
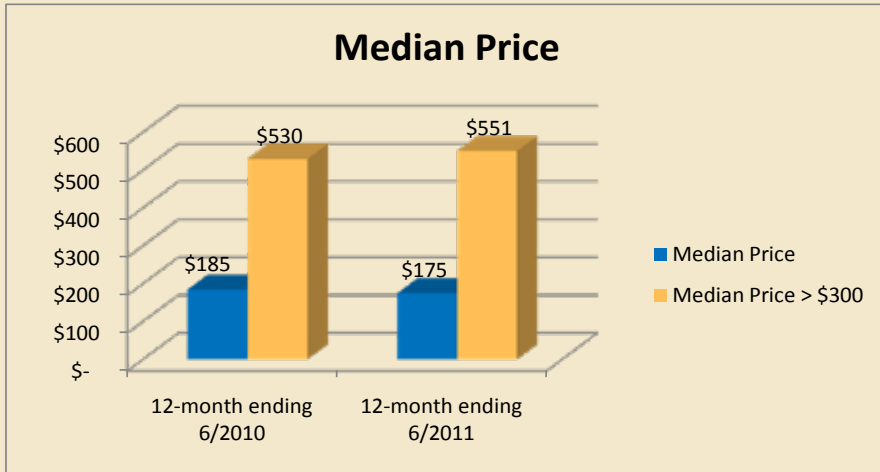
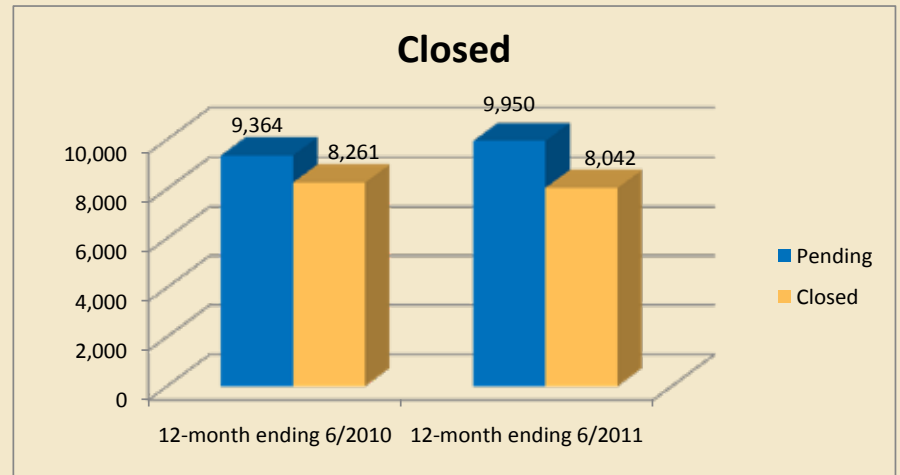
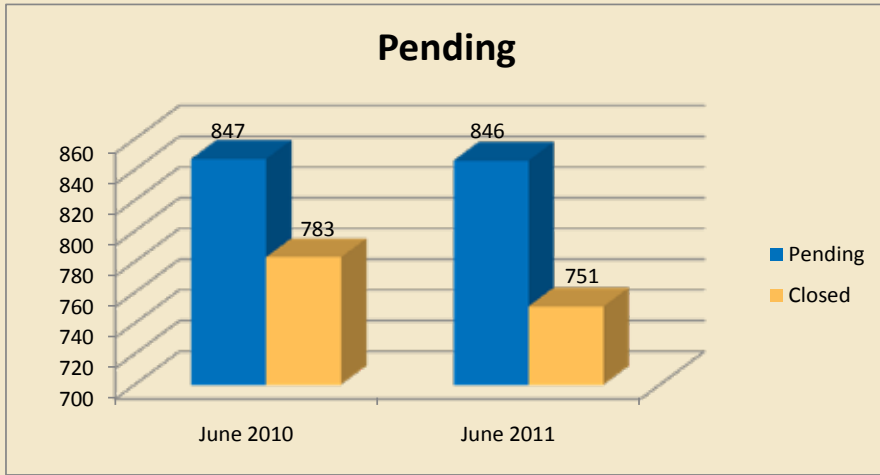


Real life. Real answers.

239.597.1666
239.597.7725 Fax

www.NABOR.com
www.NaplesArea.com

1455 Pine Ridge Road
Naples, FL 34109



Overall