



Real life. Real answers.

239.597.1666
239.597.7725 Fax

www.NABOR.com
www.NaplesArea.com

1455 Pine Ridge Road
Naples, FL 34109



Overall Market Statistics By Price

	# Pending				# Closed				Median Closed Price (,000's)				Inventory		Average DOM	
	1st Qtr 2010	1st Qtr 2011	12-month ending 3/2010	12-month ending 3/2011	1st Qtr 2010	1st Qtr 2011	12-month ending 3/2010	12-month ending 3/2011	1st Qtr 2010	1st Qtr 2011	12-month ending 3/2010	12-month ending 3/2011	1st Qtr 2010	1st Qtr 2011	1st Qtr 2010	1st Qtr 2011
\$0-\$300K	2,315	2,563	6,800	6,950	1,440	1,507	5,557	5,591	\$ 139	\$ 130	\$ 134	\$ 132	4,654	4,346	148	149
\$300K-\$500K	454	463	1,332	1,272	279	264	1,064	1,053	\$ 375	\$ 385	\$ 375	\$ 376	1,661	1,584	193	181
\$500K-\$1M	336	331	906	884	189	197	712	766	\$ 640	\$ 699	\$ 654	\$ 675	1,664	1,494	256	222
\$1M-\$2M	146	163	356	419	75	88	283	351	\$ 1,350	\$ 1,437	\$ 1,312	\$ 1,362	934	770	226	232
\$2M+	95	110	222	271	54	51	178	196	\$ 2,975	\$ 3,000	\$ 2,950	\$ 2,920	644	568	278	269
TOTAL	3,346	3,630	9,616	9,796	2,037	2,107	7,794	7,957	\$ 182	\$ 167	\$ 180	\$ 175	9,557	8,762	172	168
							Median > \$300K		\$ 525	\$ 575	\$ 525	\$ 550				

Overall Market Statistics By Area

	# Pending				# Closed				Median Closed Price (,000's)				Inventory		Average DOM	
	1st Qtr 2010	1st Qtr 2011	12-month ending 3/2010	12-month ending 3/2011	1st Qtr 2010	1st Qtr 2011	12-month ending 3/2010	12-month ending 3/2011	1st Qtr 2010	1st Qtr 2011	12-month ending 3/2010	12-month ending 3/2011	1st Qtr 2010	1st Qtr 2011	1st Qtr 2010	1st Qtr 2011
Naples Beach	567	650	1,537	1,617	356	415	1,310	1,409	\$ 480	\$ 470	\$ 502	\$ 535	2,437	2,304	224	212
North Naples	888	905	2,477	2,485	530	504	2,018	2,077	\$ 231	\$ 215	\$ 240	\$ 229	2,464	2,282	171	166
Central Naples	668	715	1,970	2,023	410	421	1,573	1,626	\$ 120	\$ 120	\$ 116	\$ 120	1,573	1,386	139	158
South Naples	498	597	1,305	1,464	312	350	1,090	1,189	\$ 158	\$ 119	\$ 149	\$ 130	1,286	1,226	170	148
East Naples	692	715	2,215	2,065	402	381	1,709	1,545	\$ 155	\$ 148	\$ 140	\$ 150	1,622	1,392	163	155
Immokalee/Ave Maria	13	13	39	63	8	15	32	52	\$ 74	\$ 57	\$ 75	\$ 55	29	30	104	104
TOTAL	3,326	3,595	9,543	9,717	2,018	2,086	7,732	7,898	\$ 180	\$ 167	\$ 179	\$ 175	9,411	8,620	172	168

Legend

Geographic Location	USPS Zip Codes
Naples Beach:	34102, 34103, 34108
North Naples:	34109, 34110, 34119
Central Naples:	34104, 34105, 34116
South Naples:	34112, 34113
East Naples:	34114, 34117, 34120, 34137
Immokalee/Ave Maria:	34142

Calculations are based on property listings that exist within SunshineMLS. Only properties in Collier County, excluding Marco Island, are included. *Counts for breakdowns of available inventory for prior years are unavailable. **Median Sold Prices are unavailable for periods with zero sales reported. The median refers to the middle value in a set of statistical values that are arranged in ascending or descending order, in this case prices at which homes were actually sold. Data entry anomalies and non-Naples zip codes may result in minor discrepancies. However, these anomalies are statistically insignificant.

Single Family Homes are tabulated using properties with a building design of Single Family, Villa Detached, or Manufactured. Condo units are tabulated using properties with a building design of Low-Rise, Mid-Rise, High-Rise, or Villa Attached.



Real life. Real answers.

239.597.1666
239.597.7725 Fax

www.NABOR.com
www.NaplesArea.com

1455 Pine Ridge Road
Naples, FL 34109



Single Family Home Statistics By Price

	# Pending				# Closed				Median Closed Price (,000's)				Inventory		Average DOM	
	1st Qtr 2010	1st Qtr 2011	12-month ending 3/2010	12-month ending 3/2011	1st Qtr 2010	1st Qtr 2011	12-month ending 3/2010	12-month ending 3/2011	1st Qtr 2010	1st Qtr 2011	12-month ending 3/2010	12-month ending 3/2011	1st Qtr 2010	1st Qtr 2011	1st Qtr 2010	1st Qtr 2011
\$0-\$300K	1,082	1,128	3,458	3,331	643	646	2,773	2,564	\$ 139	\$ 131	\$ 126	\$ 135	1,719	1,677	136	134
\$300K-\$500K	267	281	826	789	169	148	662	627	\$ 382	\$ 380	\$ 375	\$ 375	857	806	175	170
\$500K-\$1M	166	182	460	502	92	108	368	429	\$ 629	\$ 700	\$ 662	\$ 680	794	735	228	201
\$1M-\$2M	91	92	219	268	48	50	172	218	\$ 1,375	\$ 1,462	\$ 1,306	\$ 1,350	585	450	221	244
\$2M+	61	80	156	200	43	41	128	143	\$ 3,000	\$ 3,025	\$ 3,000	\$ 3,025	497	431	286	282
TOTAL	1,667	1,763	5,119	5,090	995	993	4,103	3,981	\$ 205	\$ 200	\$ 190	\$ 205	4,452	4,099	164	161

Single Family Home Statistics By Area

	# Pending				# Closed				Median Closed Price (,000's)				Inventory		Average DOM	
	1st Qtr 2010	1st Qtr 2011	12-month ending 3/2010	12-month ending 3/2011	1st Qtr 2010	1st Qtr 2011	12-month ending 3/2010	12-month ending 3/2011	1st Qtr 2010	1st Qtr 2011	12-month ending 3/2010	12-month ending 3/2011	1st Qtr 2010	1st Qtr 2011	1st Qtr 2010	1st Qtr 2011
Naples Beach	214	248	633	686	138	147	540	563	\$ 580	\$ 655	\$ 545	\$ 665	912	808	212	199
North Naples	373	392	1,031	1,063	223	219	851	872	\$ 344	\$ 355	\$ 360	\$ 356	1,100	1,046	193	165
Central Naples	321	343	1,047	1,051	201	199	828	819	\$ 138	\$ 139	\$ 125	\$ 142	766	736	140	167
South Naples	220	237	591	638	125	137	489	501	\$ 225	\$ 154	\$ 182	\$ 173	519	529	159	144
East Naples	517	510	1,741	1,547	290	264	1,332	1,141	\$ 135	\$ 135	\$ 125	\$ 138	1,044	868	137	145
Immokalee/Ave Maria	10	10	33	53	7	13	28	45	\$ 70	\$ 55	\$ 69	\$ 55	19	25	99	102
TOTAL	1,655	1,740	5,076	5,038	984	979	4,068	3,941	\$ 205	\$ 200	\$ 190	\$ 205	4,360	4,012	164	161

Legend

Geographic Location	USPS Zip Codes
Naples Beach:	34102, 34103, 34108
North Naples:	34109, 34110, 34119
Central Naples:	34104, 34105, 34116
South Naples:	34112, 34113
East Naples:	34114, 34117, 34120, 34137
Immokalee/Ave Maria:	34142

Calculations are based on property listings that exist within SunshineMLS. Only properties in Collier County, excluding Marco Island, are included. *Counts for breakdowns of available inventory for prior years are unavailable. **Median Sold Prices are unavailable for periods with zero sales reported. The median refers to the middle value in a set of statistical values that are arranged in ascending or descending order, in this case prices at which homes were actually sold. Data entry anomalies and non-Naples zip codes may result in minor discrepancies. However, these anomalies are statistically insignificant.

Single Family Homes are tabulated using properties with a building design of Single Family, Villa Detached, or Manufactured. Condo units are tabulated using properties with a building design of Low-Rise, Mid-Rise, High-Rise, or Villa Attached.



Real life. Real answers.

239.597.1666
239.597.7725 Fax

www.NABOR.com
www.NaplesArea.com

1455 Pine Ridge Road
Naples, FL 34109



Condominium Statistics By Price

	# Pending				# Closed				Median Closed Price (,000's)				Inventory		Average DOM	
	1st Qtr 2010	1st Qtr 2011	12-month ending 3/2010	12-month ending 3/2011	1st Qtr 2010	1st Qtr 2011	12-month ending 3/2010	12-month ending 3/2011	1st Qtr 2010	1st Qtr 2011	12-month ending 3/2010	12-month ending 3/2011	1st Qtr 2010	1st Qtr 2011	1st Qtr 2010	1st Qtr 2011
\$0-\$300K	1,233	1,435	3,342	3,619	797	861	2,784	3,027	\$ 137	\$ 127	\$ 140	\$ 130	2,935	2,669	157	160
\$300K-\$500K	187	182	506	483	110	116	402	426	\$ 368	\$ 395	\$ 371	\$ 380	804	778	218	195
\$500K-\$1M	170	149	446	382	97	89	344	337	\$ 650	\$ 690	\$ 650	\$ 660	870	759	282	246
\$1M-\$2M	55	71	137	151	27	38	111	133	\$ 1,350	\$ 1,375	\$ 1,315	\$ 1,375	349	320	233	218
\$2M+	34	30	66	71	11	10	50	53	\$ 2,700	\$ 2,750	\$ 2,700	\$ 2,700	147	137	243	209
TOTAL	1,679	1,867	4,497	4,706	1,042	1,114	3,691	3,976	\$ 168	\$ 156	\$ 170	\$ 160	5,105	4,663	180	174

Condominium Statistics By Area

	# Pending				# Closed				Median Closed Price (,000's)				Inventory		Average DOM	
	1st Qtr 2010	1st Qtr 2011	12-month ending 3/2010	12-month ending 3/2011	1st Qtr 2010	1st Qtr 2011	12-month ending 3/2010	12-month ending 3/2011	1st Qtr 2010	1st Qtr 2011	12-month ending 3/2010	12-month ending 3/2011	1st Qtr 2010	1st Qtr 2011	1st Qtr 2010	1st Qtr 2011
Naples Beach	353	402	904	931	218	268	770	846	\$ 445	\$ 447	\$ 500	\$ 480	1,525	1,496	232	219
North Naples	515	513	1,446	1,422	307	285	1,167	1,205	\$ 168	\$ 150	\$ 165	\$ 158	1,364	1,236	155	166
Central Naples	347	372	923	972	209	222	745	807	\$ 109	\$ 106	\$ 110	\$ 105	807	650	138	151
South Naples	278	360	714	826	187	213	601	688	\$ 136	\$ 110	\$ 134	\$ 120	767	697	177	152
East Naples	175	205	474	518	112	117	377	404	\$ 208	\$ 185	\$ 209	\$ 188	578	524	230	179
Immokalee/Ave Maria	3	3	6	10	1	2	4	7	\$ 98	\$ 237	\$ 135	\$ 290	10	5	134	129
TOTAL	1,671	1,855	4,467	4,679	1,034	1,107	3,664	3,957	\$ 166	\$ 156	\$ 170	\$ 160	5,051	4,608	180	174

Legend

Geographic Location	USPS Zip Codes
Naples Beach:	34102, 34103, 34108
North Naples:	34109, 34110, 34119
Central Naples:	34104, 34105, 34116
South Naples:	34112, 34113
East Naples:	34114, 34117, 34120, 34137
Immokalee/Ave Maria:	34142

Calculations are based on property listings that exist within SunshineMLS. Only properties in Collier County, excluding Marco Island, are included. *Counts for breakdowns of available inventory for prior years are unavailable. **Median Sold Prices are unavailable for periods with zero sales reported.

The median refers to the middle value in a set of statistical values that are arranged in ascending or descending order, in this case prices at which homes were actually sold. Data entry anomalies and non-Naples zip codes may result in minor discrepancies. However, these anomalies are statistically insignificant.

Single Family Homes are tabulated using properties with a building design of Single Family, Villa Detached, or Manufactured. Condo units are tabulated using properties with a building design of Low-Rise, Mid-Rise, High-Rise, or Villa Attached.

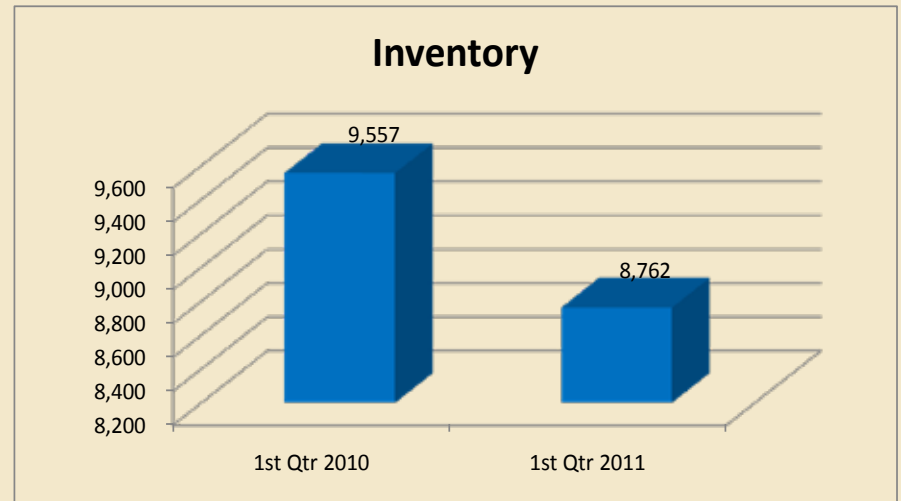
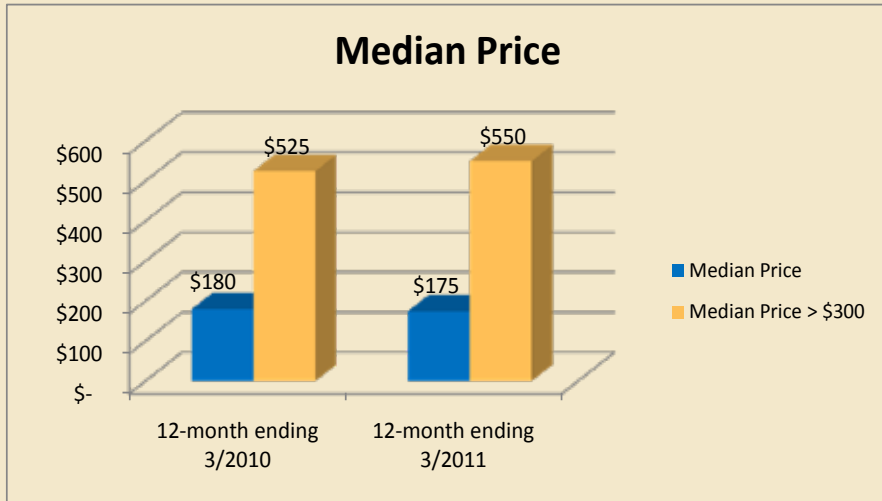
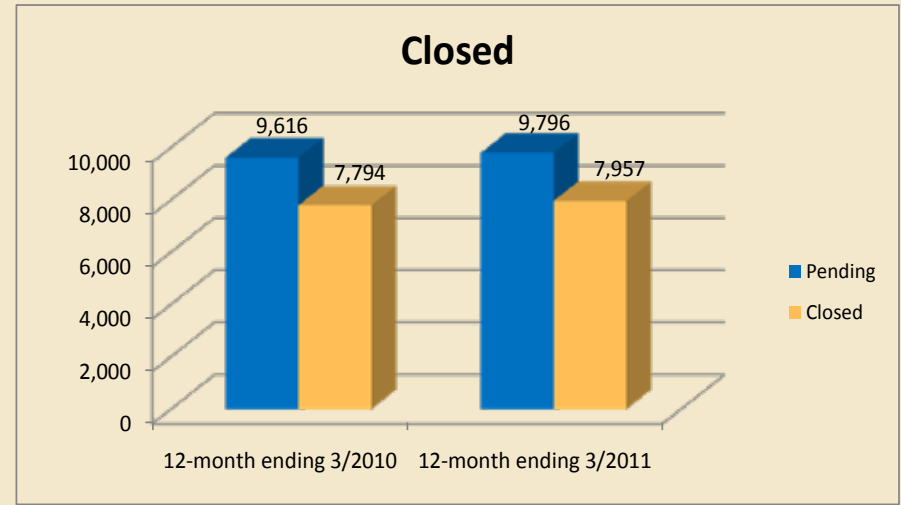
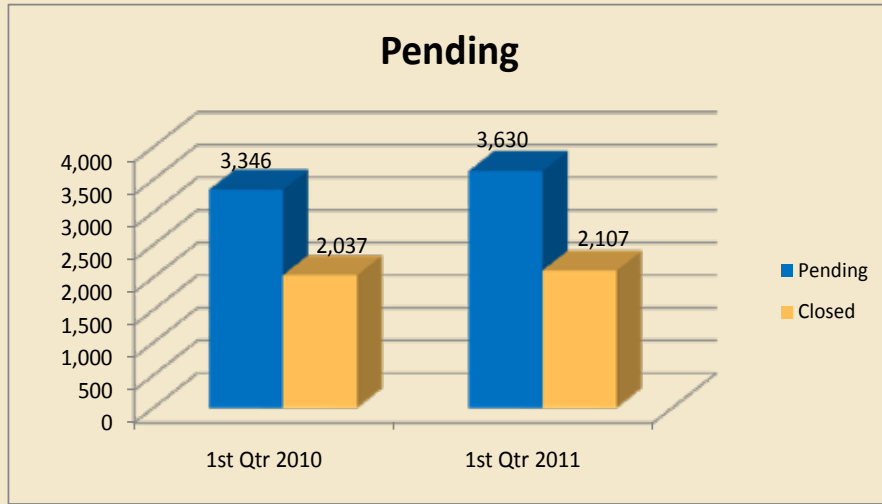


Real life. Real answers.

239.597.1666
239.597.7725 Fax

www.NABOR.com
www.NaplesArea.com

1455 Pine Ridge Road
Naples, FL 34109



Overall

Calculations are based on property listings that exist within SunshineMLS. Only properties in Collier County, excluding Marco Island, are included.