



Real life. Real answers.

239.597.1666
239.597.7725 Fax

www.NABOR.com
www.NaplesArea.com

1455 Pine Ridge Road
Naples, FL 34109



Overall Market Statistics By Price

	# Pending		# Closed		Median Closed Price (,000's)		Inventory		Average DOM	
	Annual 2008	Annual 2009	Annual 2008	Annual 2009	Annual 2008	Annual 2009	Annual 2008	Annual 2009	Annual 2008	Annual 2009
\$0-\$300K	3,182	6,890	2,641	5,051	\$ 185	\$ 130	4,871	4,435	148	131
\$300K-\$500K	1,050	1,275	917	955	\$ 385	\$ 375	2,187	1,644	195	205
\$500K-\$1M	762	827	678	628	\$ 654	\$ 659	2,027	1,636	209	216
\$1M-\$2M	323	317	316	255	\$ 1,370	\$ 1,300	1,008	829	226	242
\$2M+	250	204	213	167	\$ 2,750	\$ 3,100	758	657	274	313
TOTAL	5,567	9,513	4,765	7,056	\$ 274	\$ 178	10,851	9,201	179	160
					Median > \$300K	\$ 565	\$ 525			

Overall Market Statistics By Area

	# Pending		# Closed		Median Closed Price (,000's)		Inventory		Average DOM	
	Annual 2008	Annual 2009	Annual 2008	Annual 2009	Annual 2008	Annual 2009	Annual 2008	Annual 2009	Annual 2008	Annual 2009
Naples Beach	1,069	1,392	1,014	1,167	\$ 677	\$ 525	2,418	2,295	212	214
North Naples	1,458	2,413	1,316	1,822	\$ 310	\$ 245	2,732	2,319	186	168
Central Naples	1,039	2,022	859	1,417	\$ 200	\$ 114	1,798	1,527	166	137
South Naples	782	1,239	679	955	\$ 195	\$ 140	1,563	1,341	176	163
East Naples	1,139	2,348	836	1,627	\$ 200	\$ 138	2,141	1,547	143	130
Immokalee/Ave Maria	9	35	2	23	\$ 28	\$ 69	30	29	65	81
TOTAL	5,496	9,449	4,706	7,011	\$ 270	\$ 177	10,682	9,058	179	160

Legend

Geographic Location	USPS Zip Codes
Naples Beach:	34102, 34103, 34108
North Naples:	34109, 34110, 34119
Central Naples:	34104, 34105, 34116
South Naples:	34112, 34113
East Naples:	34114, 34117, 34120, 34137
Immokalee/Ave Maria:	34142

Calculations are based on property listings that exist within SunshineMLS. Only properties in Collier County, excluding Marco Island, are included. *Counts for breakdowns of available inventory for prior years are unavailable. **Median Sold Prices are unavailable for periods with zero sales reported. The median refers to the middle value in a set of statistical values that are arranged in ascending or descending order, in this case prices at which homes were actually sold. Data entry anomalies and non-Naples zip codes may result in minor discrepancies. However, these anomalies are statistically insignificant.

Single Family Homes are tabulated using properties with a building design of Single Family, Villa Detached, or Manufactured. Condo units are tabulated using properties with a building design of Low-Rise, Mid-Rise, High-Rise, or Villa Attached.



Real life. Real answers.

239.597.1666
239.597.7725 Fax

www.NABOR.com
www.NaplesArea.com

1455 Pine Ridge Road
Naples, FL 34109



Single Family Home Statistics By Price

	# Pending		# Closed		Median Closed Price (,000's)		Inventory		Average DOM	
	Annual 2008	Annual 2009	Annual 2008	Annual 2009	Annual 2008	Annual 2009	Annual 2008	Annual 2009	Annual 2008	Annual 2009
\$0-\$300K	1,663	3,662	1,238	2,627	\$ 171	\$ 124	2,082	1,659	120	110
\$300K-\$500K	607	813	538	586	\$ 390	\$ 375	1,128	852	179	186
\$500K-\$1M	433	452	377	335	\$ 657	\$ 667	966	768	202	198
\$1M-\$2M	189	198	185	153	\$ 1,379	\$ 1,325	600	515	228	264
\$2M+	170	145	139	113	\$ 2,950	\$ 3,100	581	489	271	337
TOTAL	3,062	5,270	2,477	3,814	\$ 300	\$ 185	5,357	4,283	165	145

Single Family Home Statistics By Area

	# Pending		# Closed		Median Closed Price (,000's)		Inventory		Average DOM	
	Annual 2008	Annual 2009	Annual 2008	Annual 2009	Annual 2008	Annual 2009	Annual 2008	Annual 2009	Annual 2008	Annual 2009
Naples Beach	463	615	421	491	\$ 835	\$ 560	884	825	199	194
North Naples	672	997	608	773	\$ 410	\$ 360	1,270	1,041	190	184
Central Naples	613	1,094	486	751	\$ 230	\$ 118	937	753	159	128
South Naples	354	589	297	448	\$ 280	\$ 169	668	565	166	143
East Naples	909	1,904	627	1,306	\$ 175	\$ 122	1,480	992	119	115
Immokalee/Ave Maria	7	32	2	20	\$ 28	\$ 69	20	18	65	83
TOTAL	3,018	5,231	2,441	3,789	\$ 300	\$ 183	5,259	4,194	164	145

Legend

Geographic Location	USPS Zip Codes
Naples Beach:	34102, 34103, 34108
North Naples:	34109, 34110, 34119
Central Naples:	34104, 34105, 34116
South Naples:	34112, 34113
East Naples:	34114, 34117, 34120, 34137
Immokalee/Ave Maria:	34142

Calculations are based on property listings that exist within SunshineMLS. Only properties in Collier County, excluding Marco Island, are included. *Counts for breakdowns of available inventory for prior years are unavailable. **Median Sold Prices are unavailable for periods with zero sales reported. The median refers to the middle value in a set of statistical values that are arranged in ascending or descending order, in this case prices at which homes were actually sold. Data entry anomalies and non-Naples zip codes may result in minor discrepancies. However, these anomalies are statistically insignificant.

Single Family Homes are tabulated using properties with a building design of Single Family, Villa Detached, or Manufactured. Condo units are tabulated using properties with a building design of Low-Rise, Mid-Rise, High-Rise, or Villa Attached.



Real life. Real answers.

239.597.1666
239.597.7725 Fax

www.NABOR.com
www.NaplesArea.com

1455 Pine Ridge Road
Naples, FL 34109



Condominium Statistics By Price

	# Pending		# Closed		Median Closed Price (,000's)		Inventory		Average DOM	
	Annual 2008	Annual 2009	Annual 2008	Annual 2009	Annual 2008	Annual 2009	Annual 2008	Annual 2009	Annual 2008	Annual 2009
\$0-\$300K	1,519	3,228	1,403	2,424	\$ 190	\$ 140	2,789	2,776	173	154
\$300K-\$500K	443	462	379	369	\$ 379	\$ 375	1,059	792	215	234
\$500K-\$1M	329	375	301	293	\$ 650	\$ 650	1,061	868	218	236
\$1M-\$2M	134	119	131	102	\$ 1,350	\$ 1,300	408	314	223	209
\$2M+	80	59	74	54	\$ 2,600	\$ 2,925	177	168	278	263
TOTAL	2,505	4,243	2,288	3,242	\$ 250	\$ 170	5,494	4,918	194	177

Condominium Statistics By Area

	# Pending		# Closed		Median Closed Price (,000's)		Inventory		Average DOM	
	Annual 2008	Annual 2009	Annual 2008	Annual 2009	Annual 2008	Annual 2009	Annual 2008	Annual 2009	Annual 2008	Annual 2009
Naples Beach	606	777	593	676	\$ 617	\$ 515	1,534	1,470	221	229
North Naples	786	1,416	708	1,049	\$ 243	\$ 170	1,462	1,278	181	156
Central Naples	426	928	373	666	\$ 180	\$ 110	861	774	175	146
South Naples	428	650	382	507	\$ 177	\$ 126	895	776	185	180
East Naples	230	444	209	321	\$ 258	\$ 205	661	555	215	191
Immokalee/Ave Maria	2	3	0	3	**	\$ 101	10	11	0	66
TOTAL	2,478	4,218	2,265	3,222	\$ 250	\$ 170	5,423	4,864	194	177

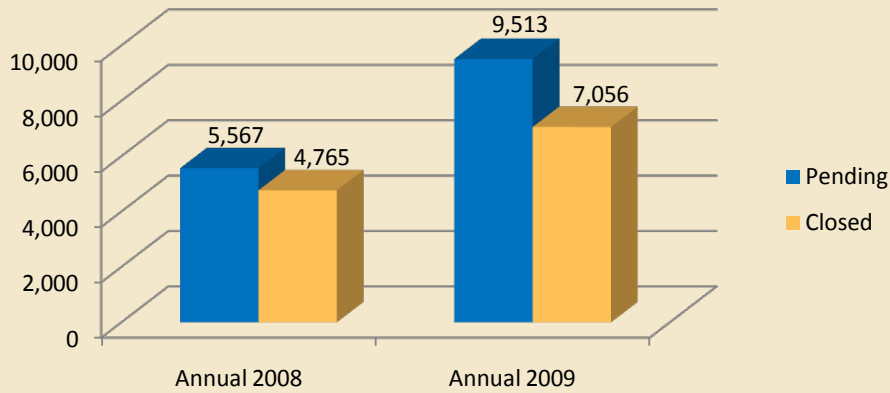
Legend

Geographic Location	USPS Zip Codes
Naples Beach:	34102, 34103, 34108
North Naples:	34109, 34110, 34119
Central Naples:	34104, 34105, 34116
South Naples:	34112, 34113
East Naples:	34114, 34117, 34120, 34137
Immokalee/Ave Maria:	34142

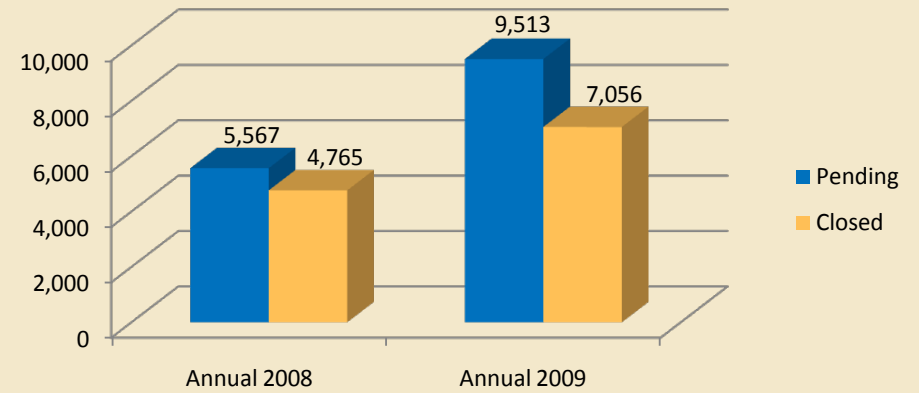
Calculations are based on property listings that exist within SunshineMLS. Only properties in Collier County, excluding Marco Island, are included. *Counts for breakdowns of available inventory for prior years are unavailable. **Median Sold Prices are unavailable for periods with zero sales reported. The median refers to the middle value in a set of statistical values that are arranged in ascending or descending order, in this case prices at which homes were actually sold. Data entry anomalies and non-Naples zip codes may result in minor discrepancies. However, these anomalies are statistically insignificant.

Single Family Homes are tabulated using properties with a building design of Single Family, Villa Detached, or Manufactured. Condo units are tabulated using properties with a building design of Low-Rise, Mid-Rise, High-Rise, or Villa Attached.

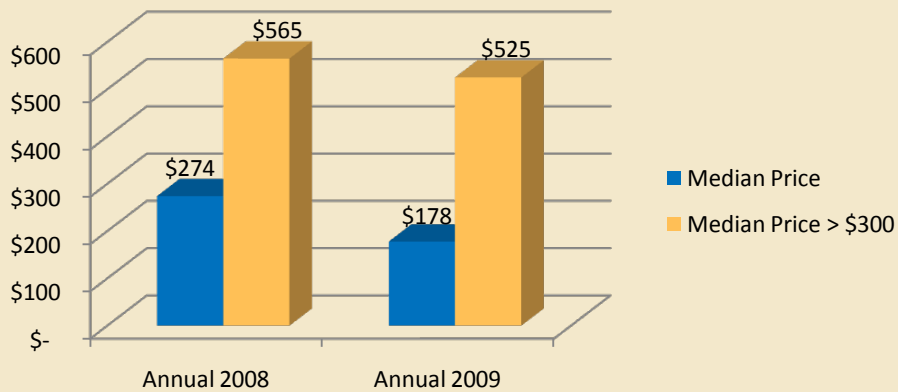
Pending



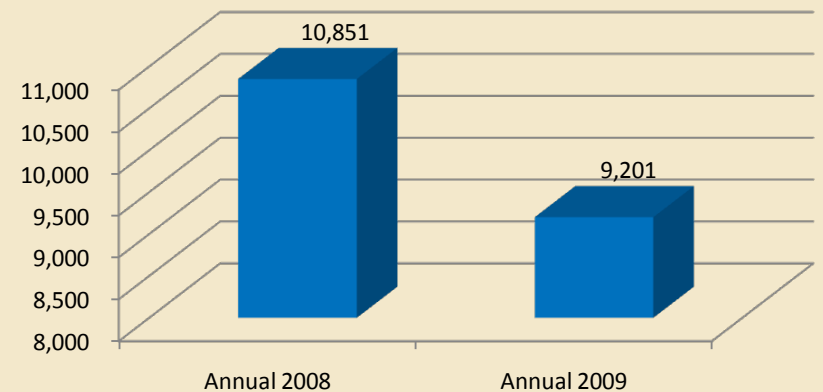
Closed



Median Price



Inventory



Overall